



05546E00

The BusRail is fitted into a 35 mm DIN rail and provides internal electrical connection between the CPU & Power Modules and the I/O modules. The BusRail consists of the internal data bus, the PowerBus and the address circuits for the I/O modules. The internal bus is built up with redundancy. The PowerBus is designed with an extremely high availability.

STAHL

BusRail Series 9494

- Backplane bus for the IS1 system, consisting of data bus, PowerBus and address circuits
- For 2 or 4 modules
- Installation on 35 mm DIN rails NS 35/15
- The BusRail can be interconnected for up to 18 modules
- Passive component with redundancy and high availability

Zone	0	1	2	20	21	22
Class	I			II / III		
Zone	0	1	2	20	21	22
Ex interface		X	X		X	X
Installation in		X	X		X ^{*)}	X ^{*)}

Class	I		II / III	
Division	1	2	1	2
Ex interface	X	X	X	X
Installation in	X	X	X ^{*)}	X ^{*)}

^{*)} suitable enclosure necessary

Selection Table			
Version	Description	Order number	Weight kg / lbs
BusRail	 04829E00 for 4 modules	9494 / S1 - M4	0.100 / 0.220
	 07005E00 for 2 modules begin	9494 / S1 - B2	0.062 / 0.137
	for 2 modules end	9494 / S1 - E2	0.062 / 0.137
End cover BusRail	 04826E00 begin	9494 / A1 - B0	0.044 / 0.097
	 04810E00 end	9494 / A1 - E0	0.044 / 0.097
End cover with connection cable	 04769E00 0.7 m / 27.5 in	9494 / L1 - V7	0.210 / 0.463
	1.10 m / 43.3 in	9494 / L1 - V8	0.260 / 0.573
	length acc. specification	9494 / L1 - V9	0.000 / 0.000
DIN rail	 04768E00 For inserting the BusRail 2 m / 78.7 in long, 35 x 15 x 1.5 mm (EN 50022)	103714	1.410 / 3.109

Explosion Protection

Certificates	
IECEX	PTB 06.0001X
Europe (ATEX)	KEMA 02 ATEX 1333 X
USA (NEC)	3007532 (FM)
Russia (GOST-R)	04.B00806 (CTB)
Other countries	Canada (CSA), Brazil (INMETRO), Belarus (Promatomnadzor)
Other certificates	Marine (DNV, ABS, GL)

Technical Data

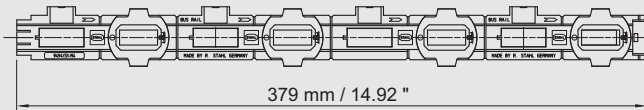
Types	9494/S1-M4	9494/S1-E2	9494/S1-B2
Number of module slots	4	2	2
Extensible at the beginning	yes	yes	no
Extensible at the end	yes	no	yes
Internal data bus redundant	yes	yes	yes
High availability internal power	yes	yes	yes
Maximum length	3 m / 118 in, BusRail including connection cable 9494/2.		
DIN rail	For installation of the BusRail, as per EN 50022 (material thickness 1.5 mm / 0.06 in), NS35 / 15		
Engineering notes	The BusRail is available in lengths for 2 or 4 modules. End covers are required both at the beginning and at the end. The end covers are available as „BusRail begin“ and „BusRail end“ and with integrated connection cable. The use of the connection cable permits several BusRail segments to be built up in one enclosure.		



Accessories and Spare Parts

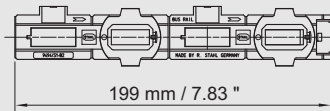
Designation	Illustration	Description	Order number
Designation strips		For BusRail, for 1 BusRail with 16 I/O modules	162793

Dimensional Drawings (All Dimensions in mm / inches) - Subject to Alteration

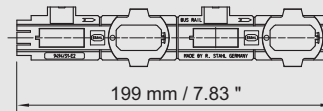


09890E00

BusRail, middle

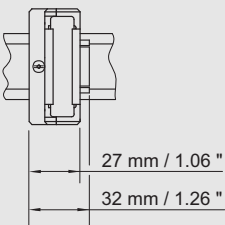
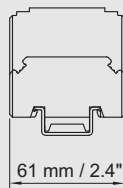
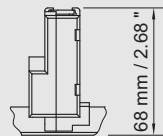


09093E00

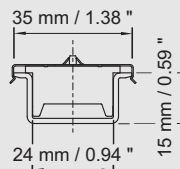


10525E00

BusRail, begin



BusRail, end



09891E00

09888E00

End cover BusRail begin / end

Rail for support similar to EN 50022 NS 35/15

We reserve the right to make alterations to the technical data, dimensions, weights, designs and products available without notice. The illustrations cannot be considered binding.